TooR ELECTRONIC

Electronic Calculator
User's Manual

TR-2239T

User's Manual

1.KEY OPERATIONS:

- [ON/C] : Power ON/Clear
- [AC] : All Clear
- [CE] : Clear Error
- [C/CE] : Clear / Clear Error
- [√‾] : Square root
- [+/−] : Sign change key (Changes the sign of the displayed value from positive to negative or vice versal .)
- [►] : Right shift key (Shifts the displayed value to the right deleting the rightmost digit.)
- [M+] : Memory plus (Adds the displayed value to the independent memory.)
- [M-] : Memory minus (Subtracts the displayed value from the independent memory.)
- [MR] : Memory Recall (Effective before pressing [MC] key.)
- [MRC] : Recall memory / Memory Clear
- [MC] : Memory Clear
- [00] : Fast addition of "0" (Displays two "0" when pressed once.)
- [000] : Fast addition of "0" (Displays three "0" when pressed once.)
- [GT] : Grand total
- [MU] : Mark-up / Mark down key
- [%] : Percent key
- [SET] : Tax Setting key
- STORE [TAX+] : Price with tax key and store tax rate when pressing [SET] & [TAX+] keys
- RECALL [TAX−] : Price without tax keys and recall tax rate when pressing [SET] & [TAX-] keys

2.SWITCH DESCRIPTION:

* **(TAB - A)**

SELECTION OF DECIMAL MODE

(UP) ↑ : Rounding up

5/4 : Rounding off

(CUT) ↓ : Rounding down

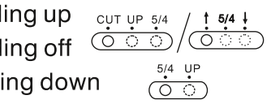

* **(TAB-B)**

SELECTION OF DECIMAL DIGITS

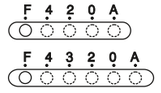

* This switch is for selecting the effective decimal digits.

- F : Floating decimal point.
- 4, 2, 0 indicates 4, 2 or 0 decimal.
- A(ADD2):

  When the switch is set to "A", which indicates that the decimal digit is automatically set to 2 (for example : If you key in "8" the value is 0.08) but if you key in [•] then this position is the base (This mode useless for multiplication and division).

"ERROR" sign:

The display showns "ERROR" when the answer exceeds the maximum number of digits of displaying.

1. Press [ON/C] or [AC] to clear all values .
2. Press the [CE] key to clear the "ERROR" but the value on the display still can be effective , [MR] & [GT] are still stored.

3.HOW TO CHANGE THE BATTERY:

- This machine uses 2 power sources:

  ①Solar energy ②1pc AG-10 or 1pc AG-13

  Or equivalent button type battery

- When the display becomes blur, it indicates the battery power is low . You can use the solar panel for power or replace the battery to make the display clear again.

(1) Loosen the screw from the back cover, and carefully remove it.

(2) Use a screwdriver or other tool to push out the battery.

(Note: follow exit direction in pushing out).

* Don't damage the circuit.



(Fig 1)

(3) Push in the new battery in the opposite direction (Note:the ⊕ polarity is faced up).

(4) Put the cover back and tighten the screw (do not overdo).

(5) Auto Power-off: After approximately 8 minutes.

TAB

Example	TAB A	TAB B	Operation	Display
100+50-30 (-10)x20÷0.5=	Free	F	[ON/C] 100 [+] 50 [−] 30 [=] 10 [+/−] [×] 20 [÷] 0.5 [=]	0. GT 120. GT -400.
5000÷3= 5000÷3= 5000÷3=	↑ 5/4 ↓	2 2 2	50 [00] [÷] 3 [=] 50 [00] [÷] 3 [=] 50 [00] [÷] 3 [=]	GT 1'666.67 GT 1'666.67 GT 1'666.66
$12.34 34.56 - 56.78 78.90 $69.02	Free	A	12.34 [+] 34.56 [−] 56.78 [+] 78.90 [=]	12.34 46.90 -9.88 GT 69.02
1234567890 x 66666666=	Free	F	1234567890 [×] 66666666= [=] [CE] [ON/C] ([AC] or [ON])	ERROR 8.230452517695474 8.230452517695474 0.
√9 X 5	Free	F	9 [√‾] [×] 5 [=]	GT 15.
1500 × 10% 1500 + 5% 1500 - 5% 20÷500%	Free	F	15 [00] [×] 10 [%] 15 [00] [+] 5 [%] 15 [00] [−] 5 [%] 20 [÷] 5 [00] [%]	150. 1575. 1425. 4. (%)
368+97+97= 839-47-47-47= 5^{-4} = 22.5^{3}=	5/4	F	368 [+] 97 [=] [=] 839 [−] 47 [=] [=] [=] 5 [÷] [=] [=] [=] [=] 22.5 [×] [=] [=]	GT 562. GT 698. GT 0.0016 GT 11'390.625
25 x 5 -) 84÷3 +) 68+17 182	Free	F	[MC] 25 [×] 5 [M+] 84 [÷] 3 [M-] 68 [+] 17 [M+] [MR] [MC]	MEMORY 125. MEMORY 28. MEMORY 85. MEMORY 182. 182.
123478 + 5	Free	F	123456 [►] [►] 78 [+] 5 [=]	123'456. 1'234. 123'478. GT 123'483.
456 + 378	Free	F	456 [+] 378 [CE] 378 [=]	0. GT 834.
32 x 5 +4 - 6 79÷2-30+88 175+3	Free	F	[ON/C] 32 [×] 5 [+] 4 [−] 6 [=] 79 [÷] 2 [−] 30 [+] 88 [=] 175 [+] 3 [=] [GT]	0. GT 158. GT 97.5 GT 178. 433.5
Setting 5% Rate (tax)	Free	F	[C] 5 [SET] [TAX+]	0. TAX% 5. TAX% 5.
Checking rate	Free	F	[SET] [TAX-]	TAX% 5.
At what price and amout of tax one must sell to include 5% tax rate when cost is $ 1000	5/4	2	[C] 1000 [TAX+] [TAX+]	0. TAX+ 1050.00 TAX 50.00
At what price and amout of tax one must sell to exclude 5% tax rate when cost is $ 1000	5/4	2	1000 [-TAX] [TAX-]	TAX- 952.38 TAX 47.62

Invoicing

Article	Quantity	Unit price	Discount	Amount
A	320	$ 32	5 %	$ 9'728.00
B	150	20	8 %	2'760.00
C	460	78	7 %	33'368.40
Total	930			45'856.40
5% Salestax				$ 2'292.82
Grand Total				$ 48'149.22

TAB-(5/4) TAB-B (2)

320 [M+] [×] 32 [−] 5 [%]

150 [M+] [×] 20 [−] 8 [%]

460 [M+] [×] 78 [−] 7 [%]

[MR]

[GT]

[+] 5 [%]

MEMORY

GRAND TOTAL	9'728.00
"	2'760.00
"	33'368.40
"	930.00
"	45'856.40
"	48'149.22